

UNION STATION

LOS ANGELES



WHERE LOS ANGELES BEGINS



THE LAST OF THE GREAT TRAIN STATIONS

Completed in 1939, Los Angeles Union Station is the largest railroad passenger terminal in the Western United States and is widely regarded as “the last of the great train stations.” The Station was commissioned in 1933 as a joint venture between the Southern Pacific, Union Pacific, Atchison, Topeka and Santa Fe railroads and was intended to consolidate the three local railroad terminals.

The Station was designed by the father-and-son architect team of John and Donald Parkinson with an innovative blend of Spanish Colonial, Mission Revival and Art Deco architecture now commonly referred to as Mission Moderne. The stunning facility was completed in 1939 for a reported \$11 million and opened with a lavish, star-studded, three-day celebration attended by a half million Angelenos.

Within just a few years of opening, Union Station transformed into a bustling 24-hour, seven-day-a-week operation with as many as 100 troop trains carrying tens of thousands of servicemen through the terminal every day during World War II.

By the 1950s Americans favored cars and planes to the rails, and there were fewer passengers throughout the Station, but it remained a vital part of LA’s transportation scene for decades. Union Station was designated Los Angeles Historic-Cultural Monument No. 101 in 1972 and listed in the National Register of Historic Places and California Register of Historical Resources in 1980.

In the eight-plus decades since its opening, Union Station has captured the spirit and soul of Los Angeles and has emerged as a vital portal to the promise of the California dream and a vibrant destination for arts and culture.

DISCOVER THE DETAILS




◀ EXTERIOR

The historic Main Terminal represents a hybrid of Spanish Colonial and Mission Revival styles accentuated by the iconic 127-foot clock tower with its four original clocks. Each clock was created in brass with five to seven-foot-long hands and measures 12 feet in diameter. Crowned with a brass lightning rod, the clock tower remains accessible only by ladder.




◀ ENTRY VESTIBULE

Featuring grand arched passages, this 4,013-square-foot space showcases the original walnut information booth and decoratively stenciled ceiling, hand-painted in a California floral motif. Until recently, this ornate design was obscured by 80 years' worth of tobacco smoke and dirt. The ceilings, along with finishes throughout the Station—bronze chandeliers, acoustic tile walls and marble floor runner—were part of a massive restoration project that took place between 2014-2021.



◀ TICKET CONCOURSE


This 11,878-square-foot room was once the main entrance to the Station. Passengers entered through the glazed bronze doors to purchase train tickets at the 110-foot-long ticket counter made of American black walnut. Steel beams, clad in plaster to emulate wood, give the appearance of a vaulted ceiling. Suspended 10 feet below are six bronze chandeliers designed by Phoenix Day—each measures 10 feet in diameter and weighs 3,000 pounds. The surrounding wainscot is composed of geometric tiles created by Gladding McBean.



◀ WAITING ROOM

Three-foot-high tile wainscoting and polished travertine surround this 11,211 square-foot room featuring a coffered ceiling finished with acoustic tiles and decorative painted stenciling. The ceiling design and elegant chandeliers are unique to this space. The intricate 11-foot-wide stone and marble floor runner connects the room to the Entry Vestibule. Art Deco-inspired, wood-framed upholstered chairs have been restored to their original condition.

DISCOVER THE DETAILS



◀ FRED HARVEY RESTAURANT

The restaurant was designed by Mary Coulter, widely known as the inventor of Southwestern design. Her style can be seen in the floor design with inlaid cement tile replicating a Navajo blanket. The space is distinguished by its diamond-patterned ceiling, bronze chandeliers and tiles embellished with a parrot motif. Three pointed arches divide the dining room into four bays with original built-in booths at the corners. While the historic venue is currently closed to the public, it is available for events and filming.



◀ PASSENGER CONCOURSE

While more modest in terms of its design, the concourse's polychromatic palette aligns with the decorative color scheme found throughout the Station. The flooring is comprised of integrally colored red, gray, tan, yellow, orange and black concrete tiles while the ceiling is supported by columns featuring flared capitals at the top and multi-colored glazed tile at the base. The space houses ticketing, eateries and leads into the main Passageway to the train arrivals and departures.



◀ NORTH PATIO

With a casual park-like ambiance, this patio is characterized by original iron benches and shaded by jacaranda trees. The Art Deco fountain is made of cast concrete and colorfully glazed tile. Decorative urns flank a fish sculpture on the fountain wall.



◀ SOUTH PATIO

Intended as a place of circulation, this more formal patio is paved in red brick with a 16-point star motif at its center and geometric light fixtures at its corners. Much of the landscaping is original to the design by landscape architect Tommy Tomson.

KEEP EXPLORING!

METRO ART PRESENTS

Metro Art Presents showcases an exciting year-round array of arts and cultural events at historic Union Station—and beyond. From music and dance performances, film screenings and poetry readings to experimental and mixed-media presentations, the programs creatively activate downtown's primary transportation hub for all ages.

art.metro.net/metro-art-presents

METRO ART MOVES

Metro Art Moves is an award-winning series of art and architecture tours. The tours heighten the Union Station experience in novel and engaging ways through the perspective, experience and knowledge of docents, historians, artists and cultural experts.

art.metro.net/art-tours

LOS ANGELES CONSERVANCY

Learn the backstory of one of LA's most iconic gems. This walking tour covers the majority of the Station from the famous Waiting Room to the Fred Harvey Restaurant, trackside and more. See the architecture up close and learn how Union Station continues to evolve.

laconservancy.org/tours

WATCH UNION STATION COME TO LIFE IN THESE PRODUCTIONS:

- *The Way We Were*, film, 1973
- *Blade Runner*, film 1982
- *Bugsy*, film, 1991
- *Pearl Harbor*, film, 2001
- *Catch Me If You Can*, film, 2002
- *The Dark Knight Rises*, film, 2012
- *Happy*, music video (Pharrell Williams), 2013
- *Hail, Caesar!*, film, 2016
- *Westworld*, television show, 2022

And many more!



800 N. Alameda Street • Los Angeles, CA 90012

f ©  @UnionStationLA • UnionStationLA.com



Events • Filming • Photography
Contact - 213-725-6828 • HollywoodLocations.com